

658

To,

The Addl. Medical Supdt.
Nodal officer (Parliament Question)
LHMC & Assoc. Hospitals
New Delhi.

Sub: Rajya Sabha Unstarred Question No. 1065 for 11.02.2019 regarding "Pan- India Assessment of Government hospitals".

Madam,

With reference Rajya Sabha Unstarred Question No. 1065 for 11.02.2019 regarding "Pan- India Assessment of Government hospitals". The requisite reply in r/o KSCH is as under:-

S.No.	Question	Answer																																																																																				
a)	The quantitative and qualitative threshold observed by Government to initiate investigation into Government hospitals in cases of unusually high number of recorded deaths:	<p>KSCH being a premier referral tertiary care children hospital, the death rate recorded at KSCH is not unusually high in comparison to the patients admitted to the hospital. Details as under</p> <table border="1"> <thead> <tr> <th>Year</th> <th>Admission</th> <th>Deaths</th> </tr> </thead> <tbody> <tr> <td>2015</td> <td>28197</td> <td>1132</td> </tr> <tr> <td>2016</td> <td>29443</td> <td>1067</td> </tr> <tr> <td>2017</td> <td>29595</td> <td>980</td> </tr> <tr> <td>2018</td> <td>32909</td> <td>1043</td> </tr> <tr> <td>2019</td> <td>31442</td> <td>1003</td> </tr> </tbody> </table>	Year	Admission	Deaths	2015	28197	1132	2016	29443	1067	2017	29595	980	2018	32909	1043	2019	31442	1003																																																																		
Year	Admission	Deaths																																																																																				
2015	28197	1132																																																																																				
2016	29443	1067																																																																																				
2017	29595	980																																																																																				
2018	32909	1043																																																																																				
2019	31442	1003																																																																																				
b)	The list of government hospitals that have recorded the highest number of child deaths per month during the past five years, State-wise:	<p>The details of deaths reported during last five years is as under:-</p> <table border="1"> <thead> <tr> <th>Month & Year</th> <th>2015</th> <th>2016</th> <th>2017</th> <th>2018</th> <th>2019</th> </tr> </thead> <tbody> <tr> <td>Jan.</td> <td>63</td> <td>65</td> <td>60</td> <td>85</td> <td>79</td> </tr> <tr> <td>Feb.</td> <td>79</td> <td>49</td> <td>49</td> <td>64</td> <td>77</td> </tr> <tr> <td>Mar.</td> <td>65</td> <td>67</td> <td>55</td> <td>90</td> <td>74</td> </tr> <tr> <td>Apr.</td> <td>79</td> <td>75</td> <td>58</td> <td>79</td> <td>62</td> </tr> <tr> <td>May</td> <td>82</td> <td>87</td> <td>80</td> <td>99</td> <td>84</td> </tr> <tr> <td>Jun.</td> <td>87</td> <td>93</td> <td>58</td> <td>103</td> <td>60</td> </tr> <tr> <td>Jul.</td> <td>87</td> <td>119</td> <td>82</td> <td>72</td> <td>73</td> </tr> <tr> <td>Aug.</td> <td>129</td> <td>123</td> <td>134</td> <td>84</td> <td>108</td> </tr> <tr> <td>Sep.</td> <td>149</td> <td>140</td> <td>101</td> <td>108</td> <td>100</td> </tr> <tr> <td>Oct.</td> <td>139</td> <td>122</td> <td>122</td> <td>96</td> <td>110</td> </tr> <tr> <td>Nov.</td> <td>78</td> <td>72</td> <td>96</td> <td>78</td> <td>89</td> </tr> <tr> <td>Dec.</td> <td>95</td> <td>55</td> <td>85</td> <td>85</td> <td>87</td> </tr> <tr> <td>Total</td> <td>1132</td> <td>1067</td> <td>980</td> <td>1043</td> <td>1003</td> </tr> </tbody> </table>	Month & Year	2015	2016	2017	2018	2019	Jan.	63	65	60	85	79	Feb.	79	49	49	64	77	Mar.	65	67	55	90	74	Apr.	79	75	58	79	62	May	82	87	80	99	84	Jun.	87	93	58	103	60	Jul.	87	119	82	72	73	Aug.	129	123	134	84	108	Sep.	149	140	101	108	100	Oct.	139	122	122	96	110	Nov.	78	72	96	78	89	Dec.	95	55	85	85	87	Total	1132	1067	980	1043	1003
Month & Year	2015	2016	2017	2018	2019																																																																																	
Jan.	63	65	60	85	79																																																																																	
Feb.	79	49	49	64	77																																																																																	
Mar.	65	67	55	90	74																																																																																	
Apr.	79	75	58	79	62																																																																																	
May	82	87	80	99	84																																																																																	
Jun.	87	93	58	103	60																																																																																	
Jul.	87	119	82	72	73																																																																																	
Aug.	129	123	134	84	108																																																																																	
Sep.	149	140	101	108	100																																																																																	
Oct.	139	122	122	96	110																																																																																	
Nov.	78	72	96	78	89																																																																																	
Dec.	95	55	85	85	87																																																																																	
Total	1132	1067	980	1043	1003																																																																																	
c)	The details of action initiated against them:	There is an inbuilt mechanism to review all the deaths on weekly basis so that the recurrence is minimized.																																																																																				
d)	Whether the tragic incident of children's deaths from JK Lon Hospital has prompted Government to initiate pan India Assessment of Government hospitals :	Does not pertain to KSCH.																																																																																				
e)	If so, findings thereof, if not reasons therefore:																																																																																					

Yours faithfully



(Addl. Medical Supdt.)

KALAWATI SARAN CHILDREN'S HOSPITAL: NEW DELHI

NO. KSCH/ADMN.PQ/January/2020/626

Dated: 6.02.2020

To,


The Addl. Medical Supdt.
Nodal officer (Parliament Question)
LHMC & Assoc. Hospitals
New Delhi.

Sub: Lok Sabha starred question No. 92 for 07.02.2020 regarding "Ranking of Hospitals".
Madam,

With reference Lok Sabha starred question No. 92 for 07.02.2020 regarding "Ranking of Hospitals". The requisite reply in r/o KSCH is as under:-

S.No.	Question	Answer
a)	Whether the All India Institute of Medical Sciences (AIIMS), Delhi is not among the Top 10 hospitals of the country in the ranking of hospitals as per a survey conducted by the Ministry :	Does not pertain to LHMC & Associated hospitals, New Delhi.
b)	If so, the details thereof along with the reaction of the Government :	LHMC & Associated hospitals has adopted e-hospital module for NIC (National information Centre) and are taking feedback from patient through "Mera Asptal app since year 2018. According to the feedback- ➤ Satisfaction rate of patients visiting this hospital is 75-80%. ➤ The reasons for not being satisfied are behavior of Doctors, nurses and other staff, cleanliness, long waiting time and overcrowding.
c)	Whether 25 per cent patients In the country are not satisfied with the hospitals as per the said survey conducted on the basis of feedback from the patients:	
d)	If so, the details thereof along with the reasons therefore :	
e)	The corrective steps taken/ proposed to be taken by the Government to address the shortcomings and strengthen the medical services in the hospitals throughout the country:	Various corrective Dept. taken by the institute are as below: ➤ The reports are sent to respective department for taking remedial measures and action. ➤ Regular meetings of HOD are also conducted with Head of Institute for taking remedial measures and action based on patient feedback for their department. ➤ Regular round of the hospital/ department by the senior designated doctors. ➤ Supervision and monitoring of cleanliness by sanitation supervisor, nursing staff and Doctors.



Yours faithfully

(Addl. Medical Supdt.)

GOVT. OF INDIA

KALAWATI SARAN CHILDREN'S HOSPITAL, NEW DELHI

NO. KSCH/ADMN.PQ/January/2020/625

Dated: 6.02.2020

To,

The Addl. Medical Supdt.
Nodal officer (Parliament Question)
LHMC & Assoc. Hospitals
New Delhi.

Sub: Assurance given in respect of Rajya Sabha Unstarred Que No. 276 dated 19.11.2019 regarding "Examining schemes policies in health sector".


Madam,

With reference **Rajya Sabha Unstarred Question No. 276 for 19.11.2019 regarding "Examining schemes policies in health sector"**. The requisite reply in r/o KSCH is as under:-

a)	Whether Government proposes to re-examine the existing schemes and policies in the health sector, if so, the details thereof:	Being a policy matter does not pertain to KSCH.
b)	Whether Government has found any shortcomings in these schemes and policies :	
c)	If so, the details thereof and the corrective measures taken/being taken by Government to make these schemes and policies more effective:	



Yours faithfully


(Addl. Medical Supdt.)

To,

The Addl. Medical Supdt.
Nodal officer (Parliament Question)
LHMC & Assoc. Hospitals
New Delhi.

Sub: Lok Sabha starred question No. 100 for 07.02.2020 regarding "Public Health Spending".
Madam,


With reference Lok Sabha starred question No. 100 for 07.02.2020 regarding "Public Health Spending". The requisite reply in r/o KSCH is as under:-

S.No.	Question	Answer																																																																																																																						
a)	Whether the healthcare expenditure in the country vis-à-vis GDP is one of the lowest globally, if so, the details thereof along with the percentage of GDP spent on healthcare during each of the last five years:	<p>Details of funds allocated to KSCH and expenditure incurred during last five years is as under:-</p> <table border="1"> <thead> <tr> <th colspan="5">Budget Head Plan</th> </tr> <tr> <th>Year</th> <th>Sub Head</th> <th>BE</th> <th>RE</th> <th>Actual</th> </tr> </thead> <tbody> <tr> <td rowspan="3">15-16</td> <td>Revenue</td> <td>33.80</td> <td>31.84</td> <td>27.92</td> </tr> <tr> <td>Capital</td> <td>6.20</td> <td>5.20</td> <td>3.91</td> </tr> <tr> <td>Total</td> <td>40.00</td> <td>37.04</td> <td>31.83</td> </tr> <tr> <td rowspan="3">16-17</td> <td>Revenue</td> <td>38.80</td> <td>38.80</td> <td>33.46</td> </tr> <tr> <td>Capital</td> <td>6.20</td> <td>6.20</td> <td>3.94</td> </tr> <tr> <td>Total</td> <td>45.00</td> <td>45.00</td> <td>37.40</td> </tr> <tr> <th colspan="5">Budget Head Non Plan</th> </tr> <tr> <th>Year</th> <th>Sub Head</th> <th>BE</th> <th>RE</th> <th>Actual</th> </tr> <tr> <td>15-16</td> <td>2210</td> <td>40.00</td> <td>37.94</td> <td>35.50</td> </tr> <tr> <td>16-17</td> <td>2210</td> <td>45.00</td> <td>45.00</td> <td>44.91</td> </tr> <tr> <th colspan="5">Budget Head (Voted)</th> </tr> <tr> <th>Year</th> <th>Sub Head</th> <th>BE</th> <th>RE</th> <th>Actual</th> </tr> <tr> <td rowspan="3">17-18</td> <td>Revenue</td> <td>97.28</td> <td>97.28</td> <td>91.01</td> </tr> <tr> <td>Capital</td> <td>8.20</td> <td>8.20</td> <td>6.84</td> </tr> <tr> <td>Total</td> <td>105.48</td> <td>105.48</td> <td>97.85</td> </tr> <tr> <td rowspan="3">18-19</td> <td>Revenue</td> <td>103.56</td> <td>108.00</td> <td>102.45</td> </tr> <tr> <td>Capital</td> <td>8.25</td> <td>11.25</td> <td>8.96</td> </tr> <tr> <td>Total</td> <td>111.81</td> <td>119.25</td> <td>111.41</td> </tr> <tr> <td rowspan="3">19-20 (Actual as on 31.01.2020)</td> <td>Revenue</td> <td>113.65</td> <td>117.93</td> <td>103.48</td> </tr> <tr> <td>Capital</td> <td>11.25</td> <td>11.25</td> <td>8.44</td> </tr> <tr> <td>Total</td> <td>124.90</td> <td>129.18</td> <td>111.92</td> </tr> <tr> <td rowspan="3">20-21</td> <td>Revenue</td> <td>127.55</td> <td></td> <td></td> </tr> <tr> <td>Capital</td> <td>9.20</td> <td></td> <td></td> </tr> <tr> <td>Total</td> <td>136.75</td> <td></td> <td></td> </tr> </tbody> </table>	Budget Head Plan					Year	Sub Head	BE	RE	Actual	15-16	Revenue	33.80	31.84	27.92	Capital	6.20	5.20	3.91	Total	40.00	37.04	31.83	16-17	Revenue	38.80	38.80	33.46	Capital	6.20	6.20	3.94	Total	45.00	45.00	37.40	Budget Head Non Plan					Year	Sub Head	BE	RE	Actual	15-16	2210	40.00	37.94	35.50	16-17	2210	45.00	45.00	44.91	Budget Head (Voted)					Year	Sub Head	BE	RE	Actual	17-18	Revenue	97.28	97.28	91.01	Capital	8.20	8.20	6.84	Total	105.48	105.48	97.85	18-19	Revenue	103.56	108.00	102.45	Capital	8.25	11.25	8.96	Total	111.81	119.25	111.41	19-20 (Actual as on 31.01.2020)	Revenue	113.65	117.93	103.48	Capital	11.25	11.25	8.44	Total	124.90	129.18	111.92	20-21	Revenue	127.55			Capital	9.20			Total	136.75		
Budget Head Plan																																																																																																																								
Year	Sub Head	BE	RE	Actual																																																																																																																				
15-16	Revenue	33.80	31.84	27.92																																																																																																																				
	Capital	6.20	5.20	3.91																																																																																																																				
	Total	40.00	37.04	31.83																																																																																																																				
16-17	Revenue	38.80	38.80	33.46																																																																																																																				
	Capital	6.20	6.20	3.94																																																																																																																				
	Total	45.00	45.00	37.40																																																																																																																				
Budget Head Non Plan																																																																																																																								
Year	Sub Head	BE	RE	Actual																																																																																																																				
15-16	2210	40.00	37.94	35.50																																																																																																																				
16-17	2210	45.00	45.00	44.91																																																																																																																				
Budget Head (Voted)																																																																																																																								
Year	Sub Head	BE	RE	Actual																																																																																																																				
17-18	Revenue	97.28	97.28	91.01																																																																																																																				
	Capital	8.20	8.20	6.84																																																																																																																				
	Total	105.48	105.48	97.85																																																																																																																				
18-19	Revenue	103.56	108.00	102.45																																																																																																																				
	Capital	8.25	11.25	8.96																																																																																																																				
	Total	111.81	119.25	111.41																																																																																																																				
19-20 (Actual as on 31.01.2020)	Revenue	113.65	117.93	103.48																																																																																																																				
	Capital	11.25	11.25	8.44																																																																																																																				
	Total	124.90	129.18	111.92																																																																																																																				
20-21	Revenue	127.55																																																																																																																						
	Capital	9.20																																																																																																																						
	Total	136.75																																																																																																																						
b)	Whether the Government proposes to finalize a roadmap to gradually increase public health spending to 2.5	Competent authority to reply.																																																																																																																						

By mail

	percent of the GDP by 2025, if so, the details along with the current status of the plan:	
c)	The details of per capita expenditure being incurred on health in the country, separately by Government and private sector:	Does not pertain to KSCH.
d)	Whether the Government has formulated/ proposes to formulate any action plan to provide free/ affordable health services in the country, especially to the poor, if so the details thereof :	All the patient care services are provided free of cost/ at affordable rates to the patients coming to this hospital.
e)	The other necessary steps taken by the Government to strengthen the health sector including in the rural areas during last five years along with the outcome thereof :	Does not pertain to KSCH.



Yours faithfully

 (Asst. Medical Supdt.)

GOVT. OF INDIA

KALAWATI SARAN CHILDREN'S HOSPITAL: NEW DELHI

NO. KSCH/ADMN.PQ/January/2020/615

Dated: 6.02.2020

To,

The Addl. Medical Supdt.
Nodal officer (Parliament Question)
LHMC & Assoc. Hospitals
New Delhi.

Sub: Lok Sabha Unstarred question No. 993 for 07.02.2020 regarding "Public Private Participation in Medical Field".

Madam,

With reference Lok Sabha Unstarred question No. 993 for 07.02.2020 regarding "Public Private Participation in Medical Field". The requisite reply in r/o KSCH is as under:-

S.No.	Question	Answer																				
a)	Whether the Government has taken note of the problem of non-availability of qualified doctors in the Government hospitals:	As per the vacancy position there is no shortfall of doctors at KSCH. <table border="1"><thead><tr><th>S.No</th><th>Name of the Post</th><th>Sanctioned</th><th>Vacant</th><th>Filled</th></tr></thead><tbody><tr><td>1.</td><td>GDMO</td><td>07</td><td>00</td><td>07</td></tr><tr><td>2.</td><td>Specialist</td><td>06</td><td>00</td><td>06</td></tr><tr><td></td><td>Total</td><td>13</td><td>00</td><td>13</td></tr></tbody></table> <p>The details regarding the post of SR/JR may be provided from LHMC.</p>	S.No	Name of the Post	Sanctioned	Vacant	Filled	1.	GDMO	07	00	07	2.	Specialist	06	00	06		Total	13	00	13
S.No	Name of the Post	Sanctioned	Vacant	Filled																		
1.	GDMO	07	00	07																		
2.	Specialist	06	00	06																		
	Total	13	00	13																		
b)	If so, the details thereof and the action taken by the Government to address the issue:	Not applicable																				
c)	Whether NITI Aayog has proposed to the Government to consider attaching the private medical colleges to the concerned Government medical colleges functioning in the same area and introduce Public Private Participation in the medical field to overcome the problem of scarcity of qualified doctors in the country :	Being a policy matter, hence does not pertain to KSCH.																				
d)	If so, the details thereof :	Not applicable.																				



Yours faithfully



(Addl. Medical Supdt.)

GOVT. OF INDIA

KALAWATI SARAN CHILDREN'S HOSPITAL: NEW DELHI

NO. KSCH/ADMN.PQ/November-December /2019 / 20

Dated: 02.01.2020

To,

The Addl. Medical Supdt.
Nodal officer (Parliament Question)
LHMC & Assoc. Hospitals
New Delhi.

Sub: **Rajya Sabha provisionally admitted Question Dy. no. S4405 for 05/12/19 regarding "Prosecution of Govt. employees "**.

Madam,

With reference to DGHS Letter no. C-18019/12/2019-AV dated 20th December 2019 in the subject matter, it is submitted that reply to Rajya Sabha Question has already been given vide this office letter no. KSCH/Admn.PQ/ November- December/2019/6042 dated 09.12.2019. However the same is reproduced below for further n/a please:-

S.No	Question	Answer
a)	The number of approvals to prosecute Central Govt. employees received since 2014 :	There is no such case reported at KSCH
b)	The number of approvals granted by various Ministries:	Not applicable
c)	The number of approvals rejected by various Ministries :	
d)	The number of approvals still pending with various Ministries	
e)	The details of data year, class and ministry wise:	
f)	The total number of Central Govt. employees who have been dismissed from service due to disciplinary issues data from 2015 to 2019 and segregated by Ministry' and	Only one case.
g)	How many Central Govt. employees have criminal cases filed against them:	As per records available, there is no such official against who any criminal case has been filed.




(Addl. Medical Supdt.)

To,

The Addl. Medical Supdt.
Nodal officer (Parliament Question)
LHMC & Assoc. Hospitals
New Delhi.

Sub: Lok Sabha starred question No. 932 for 07.02.2020 regarding "Rise in cancer cases".
Madam,

With reference Lok Sabha starred question No. 932 for 07.02.2020 regarding "Rise in cancer cases". The requisite reply in r/o KSCH is as under:-

S.No.	Question	Answer																																																																																																	
a)	Whether the Government is aware of the rise in various kinds of cancer cases, if so, the details thereof and the number of such cases reported along with the funds provided for prevention of cancer to State/UTs during the last ten years:	<p>The details of number of Cancer cases reported at KSCH during last ten years is as under :-</p> <table border="1"> <thead> <tr> <th>Year</th> <th>Cases</th> </tr> </thead> <tbody> <tr><td>2010</td><td>316</td></tr> <tr><td>2011</td><td>262</td></tr> <tr><td>2012</td><td>294</td></tr> <tr><td>2013</td><td>268</td></tr> <tr><td>2014</td><td>91</td></tr> <tr><td>2015</td><td>164</td></tr> <tr><td>2016</td><td>341</td></tr> <tr><td>2017</td><td>566</td></tr> <tr><td>2018</td><td>509</td></tr> <tr><td>2019</td><td>391</td></tr> </tbody> </table> <p>No separate funds have been allocated for prevention of Cancer patients however, the treatment is being provided from the consolidated funds of government of India provided to KSCH under different budget heads, details as under:-</p> <table border="1"> <thead> <tr> <th colspan="5">Budget Head Plan</th> </tr> <tr> <th>Year</th> <th>Sub Head</th> <th>BE</th> <th>RE</th> <th>Actual</th> </tr> </thead> <tbody> <tr> <td rowspan="3">12-13</td> <td>Revenue</td> <td>25.40</td> <td>25.40</td> <td>21.69</td> </tr> <tr> <td>Capital</td> <td>6.35</td> <td>6.15</td> <td>2.82</td> </tr> <tr> <td>Total</td> <td>31.75</td> <td>31.55</td> <td>24.51</td> </tr> <tr> <td rowspan="3">13-14</td> <td>Revenue</td> <td>31.00</td> <td>28.23</td> <td>25.28</td> </tr> <tr> <td>Capital</td> <td>7.50</td> <td>6.50</td> <td>4.76</td> </tr> <tr> <td>Total</td> <td>38.50</td> <td>34.73</td> <td>30.04</td> </tr> <tr> <td rowspan="3">14-15</td> <td>Revenue</td> <td>32.00</td> <td>32.47</td> <td>27.74</td> </tr> <tr> <td>Capital</td> <td>6.50</td> <td>6.10</td> <td>1.93</td> </tr> <tr> <td>Total</td> <td>38.50</td> <td>38.57</td> <td>29.67</td> </tr> <tr> <td rowspan="3">15-16</td> <td>Revenue</td> <td>33.80</td> <td>31.84</td> <td>27.92</td> </tr> <tr> <td>Capital</td> <td>6.20</td> <td>5.20</td> <td>3.91</td> </tr> <tr> <td>Total</td> <td>40.00</td> <td>37.04</td> <td>31.83</td> </tr> <tr> <td rowspan="3">16-17</td> <td>Revenue</td> <td>38.80</td> <td>38.80</td> <td>33.46</td> </tr> <tr> <td>Capital</td> <td>6.20</td> <td>6.20</td> <td>3.94</td> </tr> <tr> <td>Total</td> <td>45.00</td> <td>45.00</td> <td>37.40</td> </tr> </tbody> </table>	Year	Cases	2010	316	2011	262	2012	294	2013	268	2014	91	2015	164	2016	341	2017	566	2018	509	2019	391	Budget Head Plan					Year	Sub Head	BE	RE	Actual	12-13	Revenue	25.40	25.40	21.69	Capital	6.35	6.15	2.82	Total	31.75	31.55	24.51	13-14	Revenue	31.00	28.23	25.28	Capital	7.50	6.50	4.76	Total	38.50	34.73	30.04	14-15	Revenue	32.00	32.47	27.74	Capital	6.50	6.10	1.93	Total	38.50	38.57	29.67	15-16	Revenue	33.80	31.84	27.92	Capital	6.20	5.20	3.91	Total	40.00	37.04	31.83	16-17	Revenue	38.80	38.80	33.46	Capital	6.20	6.20	3.94	Total	45.00	45.00	37.40
Year	Cases																																																																																																		
2010	316																																																																																																		
2011	262																																																																																																		
2012	294																																																																																																		
2013	268																																																																																																		
2014	91																																																																																																		
2015	164																																																																																																		
2016	341																																																																																																		
2017	566																																																																																																		
2018	509																																																																																																		
2019	391																																																																																																		
Budget Head Plan																																																																																																			
Year	Sub Head	BE	RE	Actual																																																																																															
12-13	Revenue	25.40	25.40	21.69																																																																																															
	Capital	6.35	6.15	2.82																																																																																															
	Total	31.75	31.55	24.51																																																																																															
13-14	Revenue	31.00	28.23	25.28																																																																																															
	Capital	7.50	6.50	4.76																																																																																															
	Total	38.50	34.73	30.04																																																																																															
14-15	Revenue	32.00	32.47	27.74																																																																																															
	Capital	6.50	6.10	1.93																																																																																															
	Total	38.50	38.57	29.67																																																																																															
15-16	Revenue	33.80	31.84	27.92																																																																																															
	Capital	6.20	5.20	3.91																																																																																															
	Total	40.00	37.04	31.83																																																																																															
16-17	Revenue	38.80	38.80	33.46																																																																																															
	Capital	6.20	6.20	3.94																																																																																															
	Total	45.00	45.00	37.40																																																																																															

By mail

Budget Head Non Plan


Year	Sub Head	BE	RE	Actual
12-13	2210	30.00	30.00	27.89
13-14	2210	33.50	30.72	30.02
14-15	2210	35.00	34.97	32.84
15-16	2210	40.00	37.94	35.50
16-17	2210	45.00	45.00	44.91

Budget Head (Voted)

Year	Sub Head	BE	RE	Actual
17-18	Revenue	97.28	97.28	91.01
	Capital	8.20	8.20	6.84
	Total	105.48	105.48	97.85
18-19	Revenue	103.56	108.00	102.45
	Capital	8.25	11.25	8.96
	Total	111.81	119.25	111.41
19-20 (Actual as on 31.01.2020)	Revenue	113.65	117.93	103.48
	Capital	11.25	11.25	8.44
	Total	124.90	129.18	111.92
20-21	Revenue	127.55		
	Capital	9.20		
	Total	136.75		

b)	Whether Government has assessed the factors responsible for its increase excessive use of chemical manure used in growing of foodgrains as one of the factors, if so, the details thereof and the steps taken by the Government to check such adulteration and spread of cancer:	No such study has been conduct in this hospital.
c)	The number of specialized cancer hospitals both in Government and private sectors run in the country, along with the number of cancer hospitals required keeping in view the increasing number of cancer patients and the action being taken in this regard, State/ UT-wise:	Proposal for Centre of Excellance for hematological disorders for Children in collaboration with Rotary International has been submitted by the Department of Pediatrics to the Ministry of Health and Family Welfare.
d)	Whether the Government has implemented/ proposes schemes to facilitate spreading of awareness on cancer, providing cost effective treatment, financial assistance/ free treatment in all hospitals including private hospitals and introduce early detection centers in the Primary Health Centers (PHCs) for such patients particularly belonging to the Economically Weaker Section, if so, the details thereof and the eligibility criteria for such persons:	Competent authority may reply.
e)	Whether Government has received proposals from States/ UTs to setup State Cancer Institute/ Specialized Cancer hospital/ cancer treatment hubs on the lines of Tata Memorial Hospital setup in Goa. If so, the details thereof and the action taken thereon, State/ UT-wise including Bilaspur district in Chhattisgarh and Bongaigaon District in Assam:	

Yours faithfully



(Addl. Medical Supdt.)

GOVT. OF INDIA

KALAWATI SARAN CHILDREN'S HOSPITAL: NEW DELHI

NO. KSCH/ADMN.PQ/January/2020 / 589

Dated: 4.02.2020

To,

The Addl. Medical Supdt.
Nodal officer (Parliament Question)
LHMC & Assoc. Hospitals
New Delhi.

Sub: Lok Sabha Unstarred/starred question Dy. No. 2345 for 07.02.2020 regarding "Infant Deaths in hospitals ".

Madam,

With reference Lok Sabha Unstarred/starred question Dy. No. 2345 for 07.02.2020 regarding "Infant Deaths in hospitals ". The requisite reply in r/o KSCH is as under:-

S.No.	Question	Answer																																		
a)	Whether the Government is aware of the recent cases of Infant Deaths in hospitals across the country particularly in Rajasthan :	Does not pertain to KSCH, however there has been no unusual increase in Infant Deaths in this hospital.																																		
b)	If so, the number of Infant died in hospitals during last three years, State/UT-wise including Rajasthan, Karnataka, Assam and Uttar Pradesh :	<p>The details of deaths including Neonatal Death, Infant Death and Death under 5 years of age reported at KSCH during last three years is given as under :-</p> <table border="1"> <thead> <tr> <th rowspan="2">Year</th> <th colspan="6">Total death, Neonatal Death, Infant Death and Death under 5 yrs age</th> </tr> <tr> <th>Total Death</th> <th>Hospital Death Rate</th> <th>Neonatal Death 0-28 days</th> <th>Infant Death 0-12 month</th> <th>Infant death rate as % of total Death</th> <th>Death under 0-5 years</th> </tr> </thead> <tbody> <tr> <td>2017</td> <td>980</td> <td>3.31%</td> <td>336</td> <td>631</td> <td>64.3%</td> <td>834</td> </tr> <tr> <td>2018</td> <td>1043</td> <td>3.16%</td> <td>338</td> <td>675</td> <td>64.7%</td> <td>899</td> </tr> <tr> <td>2019</td> <td>1003</td> <td>3.19%</td> <td>276</td> <td>571</td> <td>56.9%</td> <td>820</td> </tr> </tbody> </table>	Year	Total death, Neonatal Death, Infant Death and Death under 5 yrs age						Total Death	Hospital Death Rate	Neonatal Death 0-28 days	Infant Death 0-12 month	Infant death rate as % of total Death	Death under 0-5 years	2017	980	3.31%	336	631	64.3%	834	2018	1043	3.16%	338	675	64.7%	899	2019	1003	3.19%	276	571	56.9%	820
Year	Total death, Neonatal Death, Infant Death and Death under 5 yrs age																																			
	Total Death	Hospital Death Rate	Neonatal Death 0-28 days	Infant Death 0-12 month	Infant death rate as % of total Death	Death under 0-5 years																														
2017	980	3.31%	336	631	64.3%	834																														
2018	1043	3.16%	338	675	64.7%	899																														
2019	1003	3.19%	276	571	56.9%	820																														
c)	The steps taken/ being taken by the Government to curb recurrence of such incidents in the country particularly in Rajasthan:	This is a policy decision, however at KSCH training of Nursing personnel have been conducted for Scientific counseling of mother's to improve the neonatal survival. Vital mechanized installations are being kept clean with soap and water and sterile technique. All these actions and activities are being taken to improve the neonatal longevity.																																		

Yours faithfully

(Addl. Medical Supdt.)

By mail

GOVT. OF INDIA

KALAWATI SARAN CHILDREN'S HOSPITAL: NEW DELHI

NO. KSCH/ADMN.PQ/January/2020/S&S

Dated: 3.02.2020

To,

The Addl. Medical Supdt.
Nodal officer (Parliament Question)
LHMC & Assoc. Hospitals
New Delhi.


Sub: Lok Sabha Unstarred question No. 962 for 07.02.2020 regarding "Modernization/Upgradataion of Hospitals".

Madam,

With reference Lok Sabha Unstarred question No. 962 for 07.02.2020 regarding "Modernization/Upgradataion of Hospitals". The requisite reply in r/o KSCH is as under:-

S.No.	Question	Answer
a)	Whether the Government is contemplating to upgrade/ modernize Government hospitals particularly in rural areas of the country :	The details of Comprehensive Redevelopment Plan may be provided from LHMC.
b)	If so, the details of Government hospitals upgraded/ modernized during the last three years, State/ UT-wise particularly in Maharashtra, Uttar Pradesh and Rajasthan :	
c)	The funds allocated/ proposed to be allocated for the same and their actual utilization, State/ UT-wise:	



Yours faithfully

(Addl. Medical Supdt.)



GOVT. OF INDIA

KALAWATI SARAN CHILDREN'S HOSPITAL: NEW DELHI

NO. KSCH/ADMN.PQ/November-December /2019/20

Dated: 02.01.2020

To,

The Addl. Medical Supdt.
Nodal officer (Parliament Question)
LHMC & Assoc. Hospitals
New Delhi.

Sub: **Rajya Sabha provisionally admitted Question Dy. no. S4405 for 05/12/19 regarding "Prosecution of Govt. employees "**

Madam,

With reference to DGHS Letter no. C-18019/12/2019-AV dated 20th December 2019 in the subject matter, it is submitted that reply to Rajya Sabha Question has already been given vide this office letter no. KSCH/Admn.PQ/ November- December/2019/6042 dated 09.12.2019. However the same is reproduced below for further n/a please:-

S.No	Question	Answer
a)	The number of approvals to prosecute Central Govt. employees received since 2014 :	There is no such case reported at KSCH
b)	The number of approvals granted by various Ministries:	Not applicable
c)	The number of approvals rejected by various Ministries :	
d)	The number of approvals still pending with various Ministries	
e)	The details of data year, class and ministry wise:	
f)	The total number of Central Govt. employees who have been dismissed from service due to disciplinary issues data from 2015 to 2019 and segregated by Ministry' and	Only one case.
g)	How many Central Govt. employees have criminal cases filed against them:	As per records available, there is no such official against who any criminal case has been filed.




(Addl. Medical Supdt.)

GOVT. OF INDIA

KALAWATI SARAN CHILDREN'S HOSPITAL: NEW DELHI

NO. KSCH/ADMN.PQ/January/2020 / 586

Dated: 3.02.2020

To,

The Addl. Medical Supdt.
Nodal officer (Parliament Question)
LHMC & Assoc. Hospitals
New Delhi.

Sub: Lok Sabha Unstarred Dy. No. 2372 for 07.02.2020 regarding "Bio-Medical Waste".
Madam,

With reference Lok Sabha Unstarred Dy. No. 2372 for 07.02.2020 regarding "Bio-Medical Waste". The requisite reply in r/o KSCH is as under:-

S.No.	Question	Answer
a)	The quantum of bio-medical waste generated annually by various Government and private hospitals in the country during the last year, State/UT-wise :	Reply may be provided by LHMC.
b)	The system put in place for the disposal of such waste :-	The bio-medical waste generated at Kalawati Saran Children's Hospital, is segregated according to Bio-Medical Waste Management Rules, 2016 and handed over to common biomedical waste treatment facility which is DPCC approved (M/s. Biotic Waste Solutions) for further treatment and disposal.
c)	Whether many of the Government/private hospitals are not adhering to the provisions of the Bio-Medical waste (management & Handling) Rules, 2016 and if so, the details thereof along with the action taken against the violators, State/UT-wise:	Not applicable in view of the reply to (b) above.
d)	The effective measures taken/ being taken by the Government to ensure proper disposal of bio-medical waste by the hospitals across the country :	LHMC and associated Hospitals inc. KSCH are following and adhering to Bio-Medical Waste Management and handling Rules, 2016. i. To ensure proper disposal CPCB and DPCC regularly monitor the biomedical waste management at LHMC and Associated Hospitals including KSCH. ii. Daily inspection rounds to check proper segregation in all hospital areas being conducted by dedicated staff. iii. IEC material and BMW rules posters put up at all disposal areas for guiding health care workers for segregation. iv. Regular classes being held for reinforcement of the rules for HCWs at Department of Microbiology, LHMC.

Yours faithfully

(Addl. Medical Supdt.)

By mail

To,

The Addl. Medical Supdt.
Nodal officer (Parliament Question)
LHMC & Assoc. Hospitals
New Delhi.

Sub: Rajya Sabha Unstarred Dy. No. S350for 04.02.2020 regarding "Experts reports infant death Kota, Rajasthan".

Madam,

With reference Rajya Sabha Unstarred Dy. No. S350for 04.02.2020 regarding "Experts reports infant death Kota, Rajasthan". The requisite reply in r/o KSCH is as under:-

S.No.	Question	Answer																								
a)	Whether it is a fact that a high-level team comprising experts from Jodhpur AIIMS and other experts were sent to a government hospital in kota, Rajasthan where more than 100 infants died in December 2019:	Does not pertain to KSCH.																								
b)	If so, what are the details about the Report submitted by these experts :	Not applicable																								
c)	Whether Government has any plan to assess the infrastructural gaps and measures to be taken to prevent further infant deaths in government hospitals throughout the country and details thereof :	<p>The details of additional facilities to be added to increase the infrastructure under Comprehensive Development Plan may please be provided from LHMC. However, the details of deaths including Neonatal Death, Infant Death and Death under 5 years of age reported at KSCH during last three years is given as under :-</p> <table border="1"> <thead> <tr> <th rowspan="2">Year</th> <th colspan="4">Total death, Neonatal Death, Infant Death and Death under 5 yrs age</th> </tr> <tr> <th>Total Death</th> <th>Neonatal Death 0-28 days</th> <th>Infant Death 0-12 month</th> <th>Death under 0-5 years</th> </tr> </thead> <tbody> <tr> <td>2017</td> <td>980</td> <td>336</td> <td>631</td> <td>834</td> </tr> <tr> <td>2018</td> <td>1043</td> <td>338</td> <td>675</td> <td>899</td> </tr> <tr> <td>2019</td> <td>1003</td> <td>276</td> <td>571</td> <td>820</td> </tr> </tbody> </table> <p>At KSCH training of Nursing personnel have been conducted for Scientific counseling of mother's to improve the neonatal survival. Vital mechanized installations are being kept clean with soap and water and sterile technique. All these actions and activities are being taken to improve the neonatology</p>	Year	Total death, Neonatal Death, Infant Death and Death under 5 yrs age				Total Death	Neonatal Death 0-28 days	Infant Death 0-12 month	Death under 0-5 years	2017	980	336	631	834	2018	1043	338	675	899	2019	1003	276	571	820
Year	Total death, Neonatal Death, Infant Death and Death under 5 yrs age																									
	Total Death	Neonatal Death 0-28 days	Infant Death 0-12 month	Death under 0-5 years																						
2017	980	336	631	834																						
2018	1043	338	675	899																						
2019	1003	276	571	820																						

Yours faithfully

neonatal longevity

[Signature]
(Addl. Medical Supdt.)

By mail

GOVT. OF INDIA

KALAWATI SARAN CHILDREN'S HOSPITAL: NEW DELHI

NO. KSCH/ADMN.PQ/January/2020/539

Dated: 30/01/2020

To,

The Addl. Medical Supdt.
Nodal officer (Parliament Question)
LHMC & Assoc. Hospitals
New Delhi.

Sub: **Lok Sabha Unstarred Dy. No. 1141 for 28.06.2019 regarding "Rotation System of Appointment"**.

Madam,

With reference **Lok Sabha Unstarred Dy. No. 1141 for 28.06.2019 regarding "Rotation System of Appointment"**, The requisite reply in r/o KSCH is as under:-

S.No.	Question	Answer
A)	The names of the medical institute which follow the rotation system while appointing head of the various department :	Being a policy matter competent authority may reply.
B)	Whether the government has issued any order in the recent past with regard to the rotation system :	
C)	If so, the details thereof :	



Yours faithfully


30/01/2020
(Addl. Medical Supdt.)

By mail.

GOVT. OF INDIA

KALAWATI SARAN CHILDREN'S HOSPITAL: NEW DELHI

NO. KSCH/ADMN.PQ/January/2020/512

Dated: 29/01.2020

To,

The Addl. Medical Supdt.
Nodal officer (Parliament Question)
LHMC & Assoc. Hospitals
New Delhi.

Sub: **Rajya Sabha Unstarred Question Dy. No. S414 for 04-02-2020 regarding "Increase in number of cancer patients".**

Madam,


With reference **Rajya Sabha Unstarred Question Dy. No. S414 for 04-02-2020 regarding "Increase in number of cancer patients".** The requisite reply in r/o KSCH is as under:-

S.No.	Question	Answer																					
a)	The number of cancer patients increased from 2014-15 to 2018-19:	Data for cancer patients registered in KSCH is as under :- <table border="1"><thead><tr><th>Year</th><th>Cases</th><th>Death</th></tr></thead><tbody><tr><td>2014</td><td>91</td><td>17</td></tr><tr><td>2015</td><td>164</td><td>21</td></tr><tr><td>2016</td><td>341</td><td>10</td></tr><tr><td>2017</td><td>566</td><td>19</td></tr><tr><td>2018</td><td>509</td><td>26</td></tr><tr><td>2019</td><td>389*</td><td>29*</td></tr></tbody></table>	Year	Cases	Death	2014	91	17	2015	164	21	2016	341	10	2017	566	19	2018	509	26	2019	389*	29*
Year	Cases	Death																					
2014	91	17																					
2015	164	21																					
2016	341	10																					
2017	566	19																					
2018	509	26																					
2019	389*	29*																					
b)	The steps being taken by Government in view of the increasing number of cancer patients :	The details of facilities for Cancer Patients to be included under Comprehensive Redevelopment Plan may be provided from LHMC.																					
c)	Whether Government intends to open new hospitals for cancer patients :																						

Yours faithfully



(Addl. Medical Supdt.)


29/01/2020

By waf

GOVT. OF INDIA

KALAWATI SARAN CHILDREN'S HOSPITAL: NEW DELHI

NO. KSCH/ADMN.PQ/January/2020 / 513

Dated 29/01.2020

To,

The Addl. Medical Supdt.
Nodal officer (Parliament Question)
LHMC & Assoc. Hospitals
New Delhi.

Sub: **Provisionally admitted question Starred/ Unstarred Dy. No. S 312 for 04-02-2020 regarding "Budgetary allocation for Health Care Services".**

Madam,

With reference **Provisionally admitted question Starred/ Unstarred Dy. No. S 312 for 04-02-2020 regarding "Budgetary allocation for Health Care Services".** The requisite reply in r/o KSCH is as under:-

S.No.	Question	Answer
a)	The details of the total amount allocated and utilized for Medical and Health Services during the financial year 2019-20:	Total amount allocated 129.18 and amount utilized till 24.01.2020 is Rs. 106.11 crores during the financial year 2020.
b)	Details the amount spent on the construction on basic infrastructure in Budget for the said financial year :	The details of funds placed at the disposal of CPWD for construction and basic infrastructure is as under :- Major Work (4210) Rs. 2,99,17,611/- Minor Work (2210) Rs. 2,77,00,000/-
c)	Details of the amount out of this budget spent for improving human resources :	The amount spent on human resources is Rs. 61.38 crores upto 24.01.2020.



Yours faithfully


29/01/2020
(Addl. Medical Supdt.)


29/1/2020

GOVT. OF INDIA

KALAWATI SARAN CHILDREN'S HOSPITAL: NEW DELHI

NO. KSCH/ADMN.PQ/January/2020 / S 13

Dated: 29/01/2020

To,

The Addl. Medical Supdt.
Nodal officer (Parliament Question)
LHMC & Assoc. Hospitals
New Delhi.

Sub: **Provisionally admitted question Starred/ Unstarred Dy. No. S 312 for 04-02-2020 regarding "Budgetary allocation for Health Care Services".**

Madam,

With reference **Provisionally admitted question Starred/ Unstarred Dy. No. S 312 for 04-02-2020 regarding "Budgetary allocation for Health Care Services".** The requisite reply in r/o KSCH is as under:-

S.No.	Question	Answer
a)	The details of the total amount allocated and utilized for Medical and Health Services during the financial year 2019-20:	Total amount allocated 129.18 and amount utilized till 24.01.2020 is Rs. 106.11 crores during the financial year 2020.
b)	Details the amount spent on the construction on basic infrastructure in Budget for the said financial year :	The details of funds placed at the disposal of CPWD for construction and basic infrastructure is as under :- Major Work (4210) Rs. 2,99,17,611/- Minor Work (2210) Rs. 2,77,00,000/-
c)	Details of the amount out of this budget spent for improving human resources :	The amount spent on human resources is Rs. 61.38 crores upto 24.01.2020.



Yours faithfully


29/01/2020
(Addl. Medical Supdt.)

By mail

GOVT. OF INDIA

KALAWATI SARAN CHILDREN'S HOSPITAL: NEW DELHI

NO. KSCH/ADMN.PQ/January/2020/514

Dated: 29.01.2020

To,

The Addl. Medical Supdt.
Nodal officer (Parliament Question)
LHMC & Assoc. Hospitals
New Delhi.

Sub: Lok Sabha Unstarred question . No. 20108 for 29.11.2019 regarding "Centrally sponsored Health Schemes".

Madam,

With reference Lok Sabha Unstarred question . No. 20108 for 29.11.2019 regarding "Centrally sponsored Health Schemes". The requisite reply in r/o KSCH is as under:-

S.No.	Question	Answer
a)	The details of the centrally sponsored health schemes being implemented in the country, state wise:	All Central Government health schemes are implemented in Kalawati Saran Children's Hospital.
b)	The details of the funds approved for Bihar, Jharkand and other state governments under the said schemes during the last three years, state-wise and year wise :	Does not pertain to KSCH
c)	Whether funds are provided to the NGOs also for implementation of the said schemes :	
d)	If so, the details of the funds released for the NGOs in Bihar during the last three years along with their names and registration number :	
e)	Whether the Government has monitored the work done by the NGOs, if so, the details of the work done by these NGOs :	
f)	Whether some NGOs have been found to be involved in illegal practices, if so the details thereof along with the steps taken by the Government in this regard :	



Yours faithfully


(Addl. Medical Supdt.)